

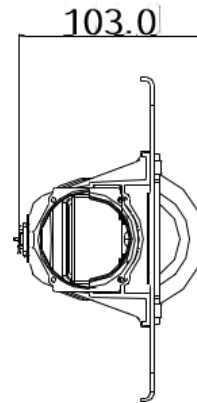
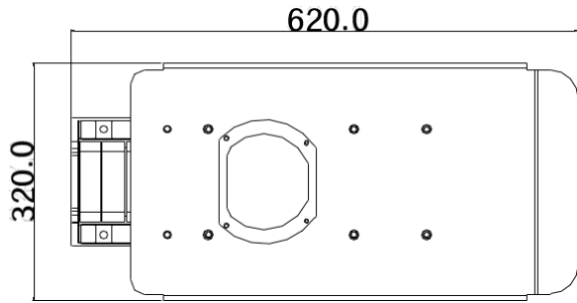
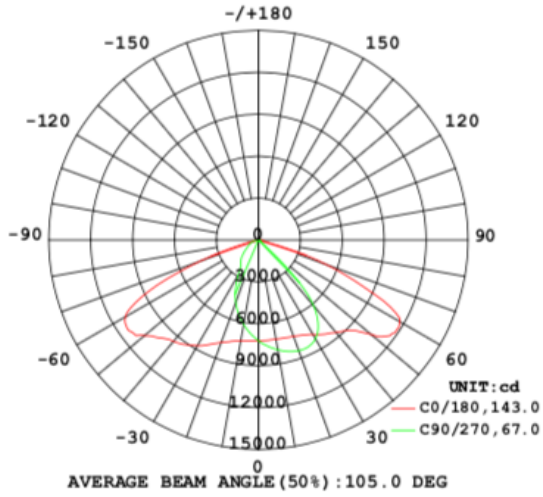
## PCI Green LED Flat Street Lamp Data Sheet

JML150W\*\*K 2700-4000K Range

General Information	
Patented Technology	Thermal Resonance Heat Transfer LED Cooling
Housing Material	Aluminum
Driver/Power Unit/Transformer	Power supply unit
Electrical Protection	Safety class I
CQC Certification	CQC
SAA Certification	SAA
IP Rating	IP67
IK Rating	IK10
Mount	Post Top
Operating Ambient Temperature Range	-40 to +55 °C
Operating Ambient Humidity Range	0-95%
Light Source	COB
Electrical Data	
Power	150W
Input Voltage	220-240 V
Input Frequency	50 to 60 Hz
Power Factor (Nom)	0.98
Power Efficiency	≥ 95%
Lifespan L70B50	90000
Warranty	5 years
Optical Data	
Luminaire Efficacy (Lm/W)	
2700K	150
4000K	162
Luminous Flux (Lm)	
2700K	22,293
4000K	24,106
CRI (Ra)	70
Average illumination (Lx)	
EAVG	H:8M > 83      H:10M > 53
EMAX	H:8M > 119     H:10M > 76
Annual Light Decay	≤ 2%
Distribution Type	Road Lighting
Physical Data	
Product Dimensions (Mm)	620(L) x 320(W) x 103(H)
Maximum Wind Area (M2)	0.17
Product Net Weight (Kg)	3.52
Packaging Data	
Packaging Dimensions (Mm)	670(L) x 340(W) x 260(H)
Units Per Packaging	2

# Diagrams

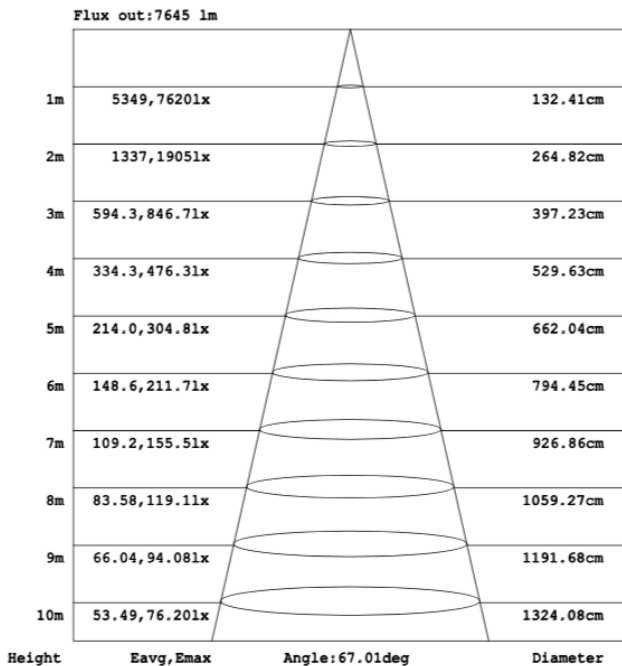
LUMINOUS INTENSITY DISTRIBUTION DIAGRAM



# AAI Figures

AAI Figure

Test:U:230.0V I:0.6537A P:148.5W PF:0.9873 Freq:50.01Hz Lamp Flux:24098.7xl lm		
NAME: LED street lamp	TYPE:LED	WEIGHT:N/A
SPEC.:N/A	DIM.:	SERIAL No.:N/A
MFR.: Shenzhen Karming Technologies Co.Ltd	SUR.:	Shielding Angle:N/A



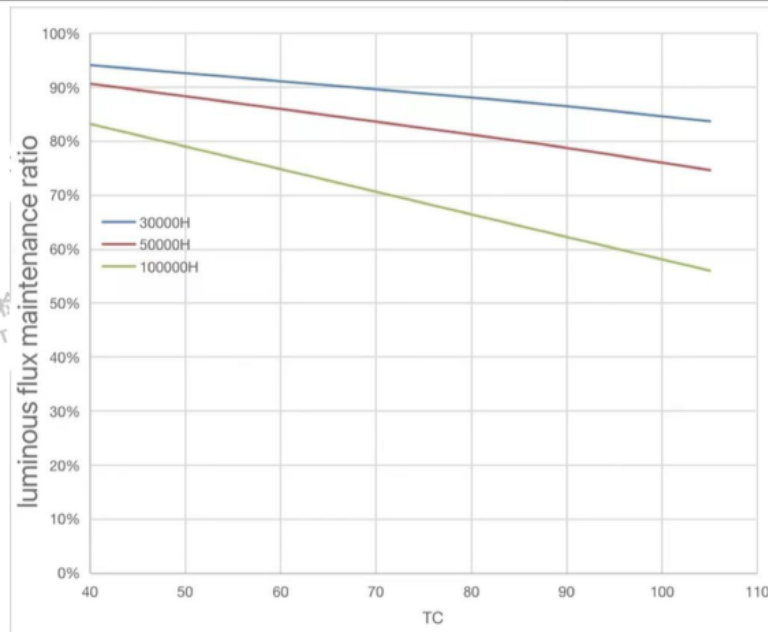
Note: The Curves indicate the illuminated area and the average illumination when the luminaire is at different distance.

## Test Report (by LCS Testing Lab)

### 3.2 Lumen Maintenance Projection for luminaires

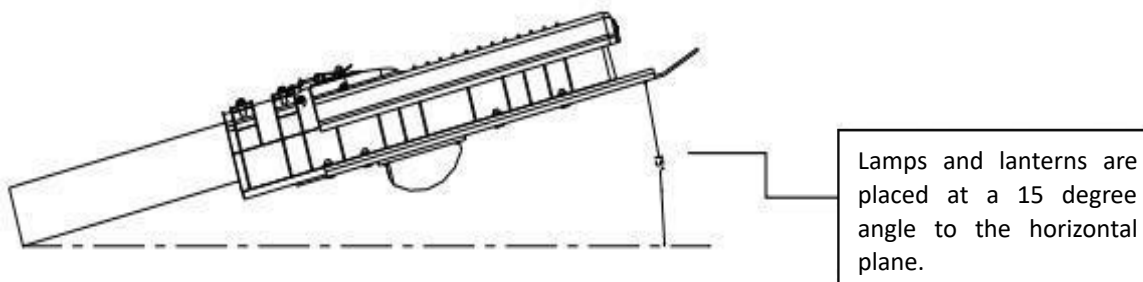
Criteria Item	Result
Drive current on each LED light source	2650mA
Reported L <sub>70</sub> lumen maintenance life	> 50000

Criteria Item(According to the figure below)	Result
30000h at which to estimate lumen maintenance	88.90%
50000h at which to estimate lumen maintenance	82.50%
100000h at which to estimate lumen maintenance	68.70%



### Installation method

Luminaires should be placed at a 15 degree inclination angle with the horizontal plane to avoid uneven distribution of light. As shown in the figure below:



## Safety Instructions

1. Warning! All power must be disconnected at power source before any installation and service procedure is performed.

**Maintenance of lamps and lanterns must be performed by professional technician, non-professional do not remove lamps and lanterns;**

2. This appliance is hot when in use. To avoid burns, do not let bare skin touch hot surfaces. Keep combustible materials, such as drapes and other furnishings, away from appliance.

3. Extreme caution is necessary when any appliance is used by or near children and whenever the appliance is left unattended.

4. Always disconnect appliance before cleaning, adjusting or maintaining this machine.

5. To prevent a possible fire, it is recommended that the unit is placed on a non-combustible surface.

6. This appliance has electrical parts. Do not use it in areas where gasoline, paint, or flammable liquids are used or stored.

